

LAMPIRAN

Lampiran 1.Data Input SmartPLS 3.2

KodeSaham	Tahun	KI	KM	DPR	DY	DPS (RP)	PBV	PER	Q
CTBN	2013	82.44	0.035	87.42	10.14	18,863	195.81	77.23	0.46
LION	2013	71.11	0.24	24.37	3.33	400,00	150.13	9.63	1.41
LMSH	2013	32.22	24.54	13.65	8.33	159,00	69.52	5.34	0.71
INAI	2013	67.21	0.19	157.76	8.33	50,00	75.28	18.35	0.53
WTON	2013	91.20	0.15	8.29	36.16	3,00	24.74	3.33	2.46
TKIM	2013	60	0.05	10.15	1.27	10,00	9.01	7.62	76.53
DPNS	2013	59.66	5.71	7.43	2.12	15,00	0.69	2.68	0.12
CTBN	2014	82.44	0.034	117.40	8.77	460,00	233.05	13.39	1.70
LION	2014	71.11	0.24	42.46	4.30	400,00	108.96	9.87	1.06
LMSH	2014	32.22	25.15	13.34	3.10	200,00	53.40	8.34	0.60
INAI	2014	67.26	0.29	11.48	2.28	8,00	76.08	4.94	0.06
WTON	2014	72.20	0.15	31.36	2.30	0,0022	17.63	6.68	1.12
TKIM	2014	60	0.09	10.49	1.17	9,00	509.80	6.83	723.82
DPNS	2014	59.64	5.71	50.37	3.87	20,00	0.49	7.57	0.55
CTBN	2015	88.68	0.034	245.67	6.58	331,00	226.38	37.29	1.733
LION	2015	71.11	0.24	4.52	3.81	40,00	120.13	11.87	1.14
LMSH	2015	32.22	25.58	4.52	0.87	10,00	49.10	28.39	0.57
INAI	2015	67.26	0.50	88.57	19.75	35,00	53.50	4.48	0.91
WTON	2015	69.81	0.15	31.38	0.76	0,011	317.30	41.35	2.10
TKIM	2015	60	0.04	62.76	1.01	9,00	672.81	66.02	0.67
DPNS	2015	59.86	5.71	45.58	5.66	15,00	0.53	11.69	0.58

Lampiran 1.Lanjutan Data Input SmartPLS 3.2

KodeSaha m	Tahu n	KI	KM	DPR	DY	DPS (RP)	PBV	PER	Q
CTBN	2016	88.6 8	0.00 2	86.25	2.2 5	106.0 0	263.4 2	49.9 5	2.2 1
LION	2016	71.1 1	0.24	114.8 4	3.8 0	40.00	116.0 2	11.6 8	1.1 1
LMSH	2016	32.2 2	23.7 0	2.46	0.8 4	5.00	52.37	20.7 5	0.6 2
INAI	2016	67.2 6	0.50	49.01	8.5 3	45.00	79.23	5.80	0.9 5
WTON	2016	72.2 0	0.15	31.35	1.1 9	5.00	288.4 6	32.8 0	2.0 0
TKIM	2016	60	0.10	174.5 3	0.6 8	4.00	156.6 5	10.1 1	0.6 8
DPNS	2016	59.8 6	5.71	16.54	1.2 5	5.00	0.50	11.7 3	0.5 5
CTBN	2017	83.6 8	0.00 2	110.9 7	5.8 5	199.0 0	272.2 3	19.9 8	2.2 1
LION	2017	71.1 1	0.24	84.05	1.9 6	40.00	120.8 2	29.2 1	0.9 2
LMSH	2017	32.2 2	20.6 4	84.05	1.5 6	10.00	43.70	4.51	0.5 7
INAI	2017	67.2 6	0.88	49.18	7.9 4	55.00	86.30	6.44	0.9 6
WTON	2017	67.9 2	0.15	31.36	2.4 3	9.00	158.7 3	12.9 3	1.2 2
TKIM	2017	60	0.07	25.24	1.0 3	4.00	100.2 0	22.4 9	0.8 7
DPNS	2017	59.8 6	5.71	33.31	1.7 1	6.00	0.43	16.4 2	0.5 0

Lampiran 2.Daftar Nama Perusahaan BahanDasardan Kimia

No.	KodeSaham	Nama Perusahaan
1.	CTBN	PT. Citra TurbindoTbk
2.	LION	PT. Lion Metal Works Tbk
3.	LMSH	PT. Lionmesh Prima Tbk

Tertinggi	23.92
Terendah	0,02

Lampiran 5. Data Deviden Payout Ratio

KodeSaham	<i>Deviden Payout Ratio %</i>					Rata-rata
	2013	2014	2015	2016	2017	
CTBN	87.42	117.40	245.67	86.25	110.97	129.54
LION	24.37	42.46	4.52	114.84	84.05	44.28
LMSH	13.65	13.34	4.52	2.46	84.05	44.28
INAI	157.76	11.48	88.57	49.01	49.18	62.25
WTON	8.29	31.36	31.38	31.35	31.36	31.36
TKIM	10.15	10.49	62.76	174.53	25.24	68,25
DPNS	7.43	50.37	45.58	16.54	33.31	30.64
Tertinggi						129.54
Terendah						30.64

Lampiran 6. Data Deviden Yeld

KodeSaham	<i>Dividend Yield (%)</i>					Rata-rata
	2013	2014	2015	2016	2017	
CTBN	10.14	8.77	6.58	2.25	5.85	6.71
LION	3.33	4.30	3.81	3.80	1.96	2.88
LMSH	8.33	3.10	0.87	0.84	1.56	1.21
INAI	8.33	2.28	19.75	8.53	7.94	12.07
WTON	36.16	2.30	0.76	1.19	2.43	1.46
TKIM	1.27	1.17	1.01	0.68	1.03	0.90
DPNS	2.12	3.87	5.66	1.25	1.71	2.92
Tertinggi						12.07
Terendah						0.90

Lampiran 7. Data Deviden Per Share

KodeSaham	<i>Dividend Per Share (Rp)</i>					Rata-rata
	2013	2014	2015	2016	2017	
CTBN	18,863	460,00	331,00	106,00	199,00	222,97
LION	400,00	400,00	40,00	40,00	40,00	184,00
LMSH	159,00	200,00	10,00	5,00	10,00	121,33
INAI	50,00	8,00	35,00	45,00	55,00	38,60
WTON	3,00	0,0022	0,011	5,00	9,00	5,66
TKIM	10,00	9,00	9,00	4,00	4,00	7,20
DPNS	15,00	20,00	15,00	5,00	6,00	12,20
Tertinggi						184
Terendah						5,66

Lampiran 8. Data Price Book Value

KodeSaham	<i>Price Book Value (%)</i>					Rata-rata
	2013	2014	2015	2016	2017	
CTBN	195.81	233.05	226.38	263.42	272.23	238.178
LION	150.13	108.96	120.13	116.02	120.82	123.81
LMSH	69.52	53.40	49.10	52.37	43.70	53.618
INAI	75.28	76.08	53.50	79.23	86.30	74.078
WTON	24.74	17.63	317.30	288.46	158.73	161.372
TKIM	9.01	509.80	672.81	156.65	100.20	289.694
DPNS	0.69	0.49	0.53	0.50	0.43	0.528
Tertinggi						289.694

Terendah	0.528
----------	-------

Lampiran 9. Data Price Earning Ratio

Kode Saham	Price Earning Ratio (%)					Rata-rata
	2013	2014	2015	2016	2017	
CTBN	77.23	13.39	37.29	49.95	19.98	22.42
LION	9.63	9.87	11.87	11.68	29.21	17.58
LMSH	5.34	8.34	28.39	20.75	4.51	17.88
INAI	18.35	4.94	4.48	5.80	6.44	5.57
WTON	3.33	6.68	41.35	32.80	12.93	29.02
TKIM	7.62	6.83	66.02	10.11	22.49	32.8
DPNS	2.68	7.57	11.69	11.73	16.42	50.09
Tertinggi						50.09
Terendah						5.57

Lampiran 10. Data Tobin's Q

Kode Saham	Tobin's Q (Rp)					Rata-rata
	2013	2014	2015	2016	2017	
CTBN	0.46	1.70	1.733	2.21	2.21	347.91
LION	1.41	1.06	1.14	1.11	0.92	1.26
LMSH	0.71	0.60	0.57	0.62	0.57	0.61
INAI	0.53	0.06	0.91	0.95	0.96	0.68
WTON	2.46	1.12	2.10	2.00	1.22	2.00
TKIM	76.53	723.82	0.67	0.68	0.87	160.51
DPNS	0.12	0.55	0.58	0.55	0.50	0.46
Tertinggi						347.91

Terendah	0.46
----------	------

Lampiran 11. *Output* Analisis Statistik Deskriptif

Descriptive Statistics

	N	Minimum	Maximum	Mean	Std. Deviation
KI	35	32.22	91.20	64.3160	16.02534
KM	35	.00	25.58	4.3693	8.35504
DPR	35	2.46	245.67	56.0603	55.47968
DY	35	.68	36.16	4.9980	6.67743
DPS	35	.00	460.00	77.8822	128.39755
PBV	35	.10	509.80	1.0785E2	117.57322
PER	35	2.68	77.23	18.2197	17.68202
tobin	35	.06	723.82	23.8420	122.46549
Valid N (listwise)	35				

Lampiran 10. Lampiran 10. Output Uji Linieritas dengan Metode *Curve Fit* (Struktur Kepemilikan Terhadap Kebijakan Deviden

Model Summary and Parameter Estimates

Dependent Variable: KD

Equation	Model Summary					Parameter Estimates	
	R Square	F	df1	df2	Sig.	Constant	b1
Linear	.059	2.053	1	33	.161	.606	.228

The independent variable is SK.

Lampiran 11. Output Uji Linieritas dengan Metode *Curve Fit* (Kebijakan Deviden Terhadap Nilai Perusahaan)

Model Summary and Parameter Estimates

Dependent Variable:NP

Equation	Model Summary					Parameter Estimates	
	R Square	F	df1	df2	Sig.	Constant	b1
Linear	.003	.115	1	33	.736	.729	.059

The independent variable is KD.

Lampiran 12. Output Uji Linieritas dengan Metode *Curve Fit* (Struktur Kepemilikan Terhadap Nilai Kepemilikan)

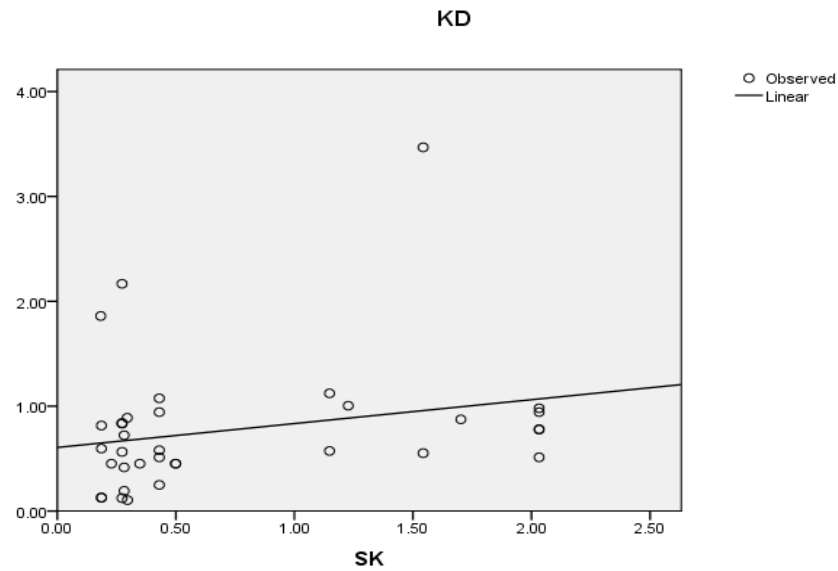
Model Summary and Parameter Estimates

Dependent Variable:NP

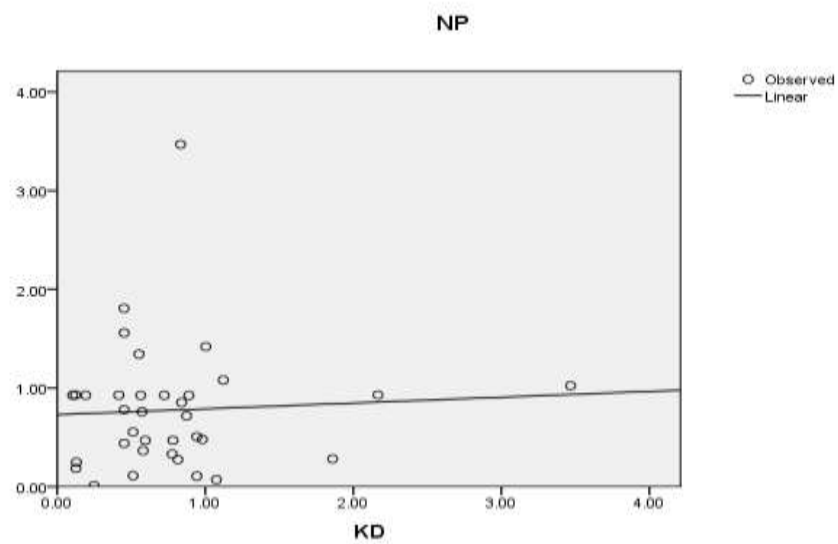
Equation	Model Summary					Parameter Estimates	
	R Square	F	df1	df2	Sig.	Constant	b1
Linear	.004	.118	1	33	.733	.817	-.056

The independent variable is SK.

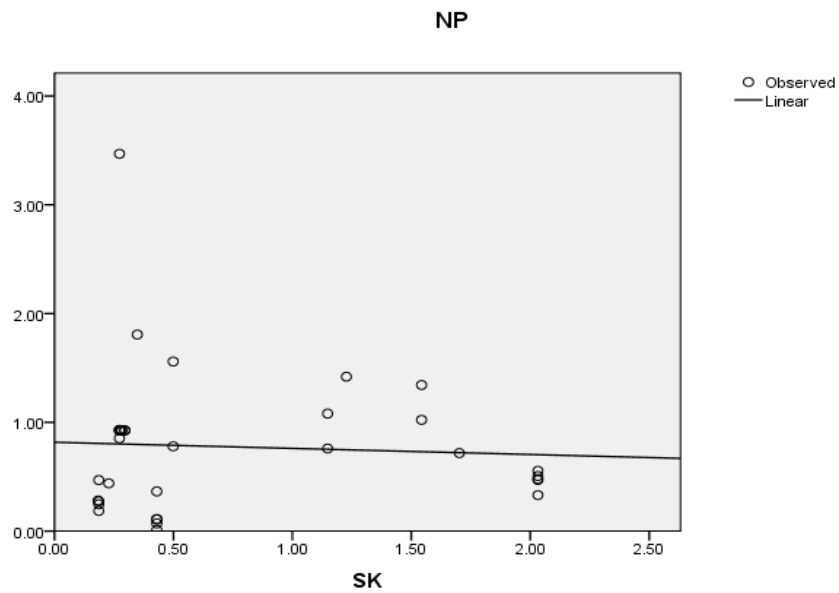
Lampiran 13. Kurva Linier Hubungan Struktur Kepemilikan terhadap Kebijakan Deviden



Lampiran 14. Kurva Linier Hubungan Kebijakan Deviden terhadap Nilai Perusahaan



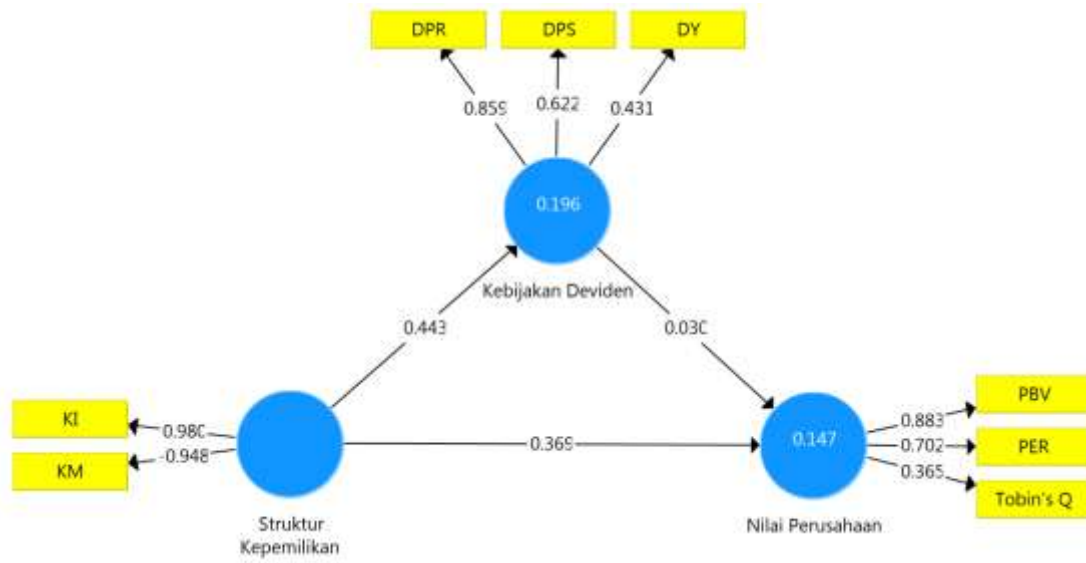
Lampiran 15. Kurva Linier Hubungan Struktur Kepemilikan terhadap Nilai Perusahaan



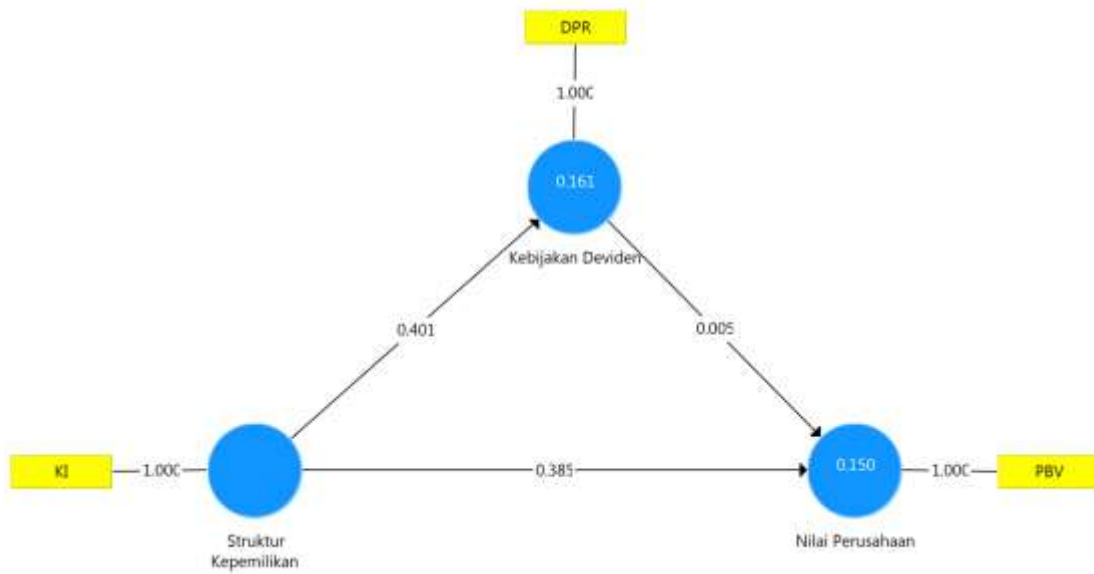
Lampiran 16. Output smartPLS 3.2 (*R Square*)

	R Square
Kebijakan Deviden	0.161
Nilai Perusahaan	0.150

Lampiran 17. Output smartPLS 3.2 (Model Pengukuran)



Lampiran 18. Output smartPLS 3.2 (Model Pengukuran Tahap Fit)



Lampiran 19. Output smartPLS 3.2 (Validitas dan Reliabilitas Konstruk)

	Cronbach's Alpha	rho_A	Reliabilitas Komposit	Rata-rata Varians Diekstrak (AVE)
Kebijakan Deviden	1.000	1.000	1.000	1.000
Nilai Perusahaan	1.000	1.000	1.000	1.000
Struktur Kepemilikan	1.000	1.000	1.000	1.000

Lampiran 20. Output smartPLS 3.2 (Korelasi Variabel Laten)

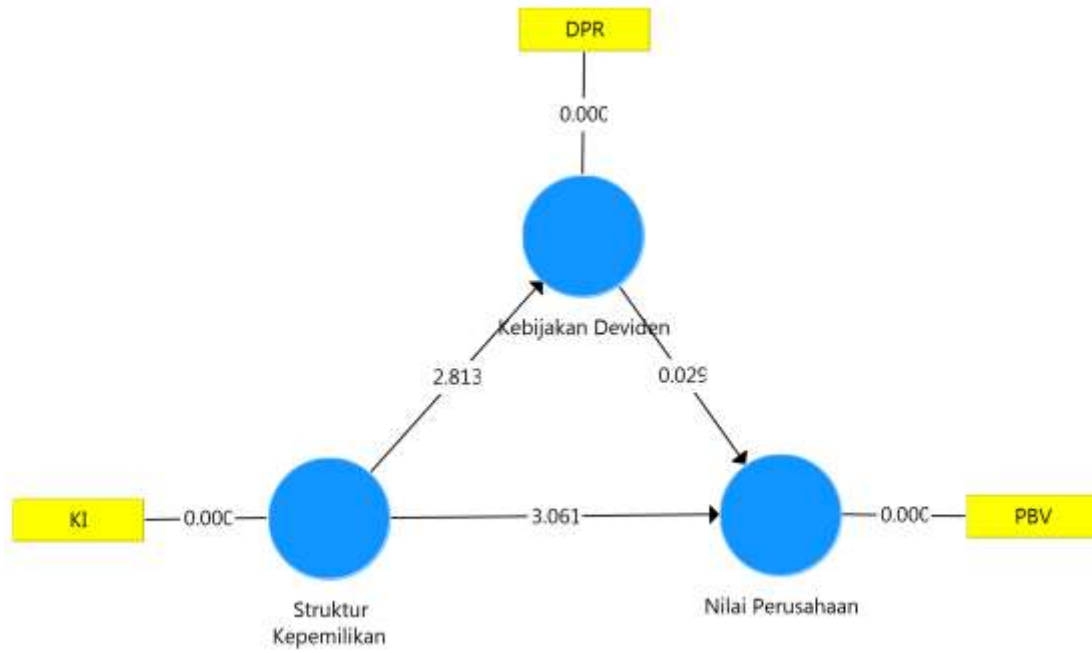
Variabel Laten

	Kebijakan Deviden	Nilai Perusahaan	Struktur Kepemilikan
Kebijakan Deviden	1.000	0.159	0.401
Nilai Perusahaan	0.159	1.000	0.387
Struktur Kepemilikan	0.401	0.387	1.000

Lampiran 21. Output smartPLS 3.2 (Koefisien Jalur)

	Sampel Asli (O)	Rata-rata Sampel (M)	Standar Deviasi (STDEV)	T Statistik (O /STDEV)	P Values
Kebijakan Deviden -> Nilai Perusahaan	0.005	0.011	0.165	0.029	0.977
Struktur Kepemilikan -> Kebijakan Devid...	0.401	0.388	0.143	2.813	0.005
Struktur Kepemilikan -> Nilai Perusahaan	0.385	0.405	0.126	3.061	0.002

Lampiran 22. Output smartPLS 3.2 (Hasil Analisis Bootstrapping)



Lampiran 23: Curriculum vitae

CURRICULUM VITAE

Nama : Pingki Susilowati S.AB

TempatTanggalLahir : Pasuruan, 03Oktober 1996

Alamat : Dsn. Garman RT/RW 009/004, Ds. Sekarmojo, Kec.
Purwosari pasuruan

Pendidikan Formal : SDN SEKARMOJO 1
SMPN 2 PURWODADI
MA. WALISONGO

Email : pingkisusilowati@gmail.com

No. Telp : 085604599480