

PHT-01

by Pht-01 Pht-01

Submission date: 25-Oct-2021 06:05AM (UTC+0700)

Submission ID: 1682793572

File name: revisi_23_okt_21_PHT-01_Ernawati.doc (724K)

Word count: 5741

Character count: 31558

Physical and Chemical Characterization of African Catfish Smoked Sausage with Different Liquid Smoke Concentrations and Immersion Durations

Ernawati¹, Moh. Awaludin Adam^{2,3*}, Irawati Mei Widiastuti⁴, and Era Insivitawati⁵

¹Technology of Fisheries Product, Faculty of Agriculture, University of Yudharta, Pasuruan, East Java, Indonesia

²Research Center for Limnology, LIPI, Cibinong, Bogor, Indonesia

³Faculty of Science and Technology, University of Ibrahimy, Situbondo, Indonesia

⁴Aquaculture, Faculty of Animal Husbandry and Fisheries, University of Tadulako, Palu, Central Sulawesi, Indonesia

⁵Polytechnics of Marine and Fisheries, KKP, Sidoarjo, East Java, Indonesia

Abstract. Product diversification is needed to increase selling and marketing prices. One of them is the African catfish sausage product. Liquid smoke has been used commercially by the food industry. This study aimed to determine the physical and chemical properties of smoked African catfish after being added to different concentrations of liquid smoke and immersion duration. The chemical analysis measured the levels of protein, fat, and phenol. The results showed that sausage with a concentration of 20% liquid and soaking for 30 minutes was the best treatment with a protein content of $43.8 \pm 0.34\%$, a fat of $12.33 \pm 0.61\%$, and phenol 292.74 ppm. Determination of the compound using GC-MS, it was found that the most dominant compound in the smokeless sausage was 2-hexanone, 3,3 dimethyl with a relative concentration of 32.42%. The dominant compound in the best-treated sausage was Furan, tetrahydro-2,2-dimethyl- with a relative concentration of 19%. Liquid smoke penetration is clearly visible in the microstructure of smoked sausages, both in the best-treated smoked sausages and commercial sausages. Scanning Electron Microscope (SEM) magnification of 2.500x shows that the best emulsified smoked sausages have a flatter structure, smaller droplets, and are finer than smokeless sausages or commercial smoked sausages.

1 Introduction

African catfish (*Clarias gariepinus*) is an inland fishery product as an animal protein source. This fish has a fairly high production potential. The Ministry of Maritime Affairs and Fisheries (KKP) reported that the realization of national catfish production reached 400

* Author ernawati_thpi@yudharta.ac.id ; Corresponding Author : moha067@lipi.go.id

thousand tons until the end of 2020 [1]. The marketing of African catfish in a fresh state is still profitable, however, for the next few years when production is expected to be abundant, product diversification efforts are needed to increase the selling price and marketing [2]. One of the businesses of processing African catfish is smoked sausage of African catfish using liquid smoke [3].

Sausage comes from the Latin "*salsus*" which means salted or is meat prepared through salting [4]. Sausage is a food made from meat that is mashed, grind, seasoned, and then wrapped in a symmetrically shaped casing and has a distinctive taste [5]. Sausage is an alternative diversification of food processing, which has a high nutritional content, made from meat, both from marine fish and freshwater fish [6]. Sausage processing was initially very simple with just salting and drying. However, recently sausage making has been developed by adding spices and seasonings based on conditions of the original area. There are several different ways of making sausages to produce distinctive flavors, textures and shapes based on their regional origin, for example by curing, boiling, smoking, or fermentation [7].

Smoking technology using liquid smoke has now been developed to produce a product with more uniform flavor than the traditional methods. Liquid smoke is a natural aqueous condensation from wood that has undergone aging and filtration to separate tar compounds and certain materials [8]. Identified components of liquid smoke mainly come from thermal degradation of wood carbohydrates such as ketones, carbonyls, acids, furans and pyran derivatives. In addition, this liquid smoke also contains components derived from the thermal degradation of lignin, such as phenol, guaiacol and its derivatives, syringol and its derivatives, and alkyl aryl [9].

It is further stated that phenol is the highest proportion component at 14.87%. Meanwhile, according to [10], the pyrolysis of cellulose, hemicellulose and lignin compounds will produce organic acids, phenols, carbonyls which are compounds that play a role in food preservation. Currently liquid smoke has been used commercially by food industry [11]. Liquid smoke can be added directly to the surface of the product by immersion, spraying or atomization [12]. The use of liquid smoke in food products has several advantages compared to traditional smoking, including: save costs for wood and smoke-making equipment, adjust the flavor of the product as desired, reduce harmful components (benzo compounds (a) pyrene which are carcinogenic, be widely used in foods where it cannot be overcome by traditional methods, be applied to ordinary people, reduce air pollution and the composition of liquid smoke is more consistent for repeated use [4, 12, 13].

Research on the sensory and microstructure properties of African catfish sausage treated with liquid smoke is needed considering that liquid smoke has been used commercially by the food industry currently [14]. Smoking technology using liquid smoke can produce a product with a more uniform flavor compared to traditional methods. This alternative will be more varied on the people's food menu, types, nutrition, and affordable price. Therefore, this study aims to characterize the physical and chemical structure of African catfish smoked sausage after added different concentrations of liquid smoke and immersion duration. Furthermore, it becomes a recommendation for the use of raw materials for fish sausage products.

2 Materials and Methods

This research was conducted at the Laboratory of Agricultural Products Technology, Faculty of Agricultural Technology, University of Brawijaya Malang, Integrated Research and Development Laboratory (LPPT) Gadjah Mada University Yogyakarta, Laboratory of Organic Chemistry, Faculty of Mathematics and Natural Sciences, Gadjah Mada University

Yogyakarta, Electron Microscope Laboratory and Integrated Medical Faculty of Medicine Airlangga University Surabaya, and Central Laboratory of the Faculty of Mathematics and Natural Sciences, State University of Malang. The study was carried out from November 2019 to June 2020.

2.1 Materials

The main ingredient used in this study was African catfish (*Clarias gariepinus*) with a consumption size (6-7 fish/kg) obtained from catfish farmers in Sumberwaras Lawang, Malang City. Redistilled liquid smoke from coconut shells was obtained from the Laboratory of Food Technology and Agricultural Products, Faculty of Agricultural Technology, Gadjah Mada University, Yogyakarta. The chemicals used for the analysis were obtained from the Laboratory of Agricultural Products Technology and CV Dian Pharmacy Malang. Chemicals with pro analysis (p.a) specifications are Folin-Ciocalteu, Na_2CO_3 , gallic acid all from Merck were used for total phenol analysis; Na_2SO_4 , $\text{Na}_2\text{S}_2\text{O}_3$, H_2SO_4 , NaOH (technical purity), NaOH (p.a), HCl, Kjeldahl tablets, phosphate buffer, sand, petroleum ether (p.a), methyl red indicator; Distilled water was used as analytical material with technical purity. The tools used in this study were a dry blender (Panasonic) with a blade turning motor speed of 1800 rpm, a thermometer measuring 360°C . The tools used in the analysis were digital scales (XP-1500, Germany), vortex (Barnstead), centrifuge (EBA 20), Thermostirre, Magnetic Stirrer 3 cm and filter paper (Whatman No.42, UV-2100 spectrophotometer (Unico), test tube (Pyrex), 50 ml measuring cup (Pyrex), 250 ml erlenmeyer (Pyrex), 100 ml volumetric flask (Pyrex), 10-100 l micropipette (Socorex), pipette 1 ml volume (Assistance), 5 ml volumetric pipette (HBG), 250 ml beaker glass (Pyrex), 100 ml separating funnel (Schott-Duran), wooden test tube rack, bubble Suck, burette, spatula, long spatula, a set of Kjeldahl tools, distillation apparatus, MMM Medcenter oven, Soxhlet tube, penetrometer, Gas Chromatography-Mass Spectrometry QP2010 (Shimadzu, Japan), and Scanning Electron Microscopy (SEM) FEI The Inspect S-50 type was used to obtain microstructural images of smoked African catfish sausages.

2.2 Methods

2.2.1 Catfish Sausage Preparation

The preparation stage for African catfish consisted of weeding, washing, and separating the fish flesh from the bones. Fish meat is mashed with a chopper \pm 1-2 minutes, mixed with salt and ice water using a mixer for 0.5 minutes, put in the spices that have been mashed, tapioca flour 5% (w/w), 6% skim milk, then coconut oil (3% w/w). The dough is stirred until homogeneous. The dough is put into a plastic casing with a diameter of 2.5 cm, then the sausage is tied along 10 cm and steamed for 30 minutes. Sausage is cooled at room temperature by means of aerated. Sausage is opened in its casing, Sausage is soaked in liquid smoke respectively 15%, 20%, 25%. The immersion time is 15 minutes, 30 minutes and 45 minutes. Next, the sausage is heated in an oven at 60°C for 3 hours. the combination treatment was analyzed and observed, the best treatment was taken.

2.2.2 Observation of Research Parameters

Observations were performed on the African catfish smoked sausage products after being treated with a certain concentration of liquid smoke and a certain immersion duration, as well as fatty acid stability of African catfish sausage during storage. Observations on liquid

smoke consisted of components of liquid smoke compounds using GC-MS [15, 16], antioxidant activity using DPPH [17, 18] and analysis of phenol levels [19]. Observations on African catfish that will be used as raw material for sausages included water content, fat content, A_w content and fatty acid profile [20]. Sausage microstructural observations using SEM [21] were carried out before the sausage was subjected to liquid smoke immersion treatment and after obtaining the best treatment, as well as commercial smoked fish sausage samples as a comparison. Chemical analysis used as a support for sausage microstructure is texture analysis using penetrometer method, water content, and A_w value. The best treatment has been analyzed the components of compounds in sausages and the presence of PAHs using GC-MS [22].

2.2.3 Observation of the Microstructure of Catfish Sausage

Microstructural observations were conducted on smokeless sausage, the best treatment of smoked sausage, and certain brands of commercial smoked fish sausages as a comparison. Meanwhile, to support the analysis, the A_w content and texture analysis was carried out using the penetrometer method [23, 24] on those three samples.

11

2.3 Data Analysis

The data obtained during the study were statistically analyzed using factorial analysis of variance (ANOVA) and processed using "Microsoft Excel". If the results of ANOVA significantly affect the interaction of the two treatments, DMRT test will be processed with $\alpha > 5\%$ confidence interval. Effectiveness index was used for determination of the best treatment. CMS was used for data analysis of liquid smoke and smoked sausage components, and SEM was applied for sausage microstructures and discussed descriptively based on the literature.

3 Results

3.1 Fat Content of African Catfish Smoked Sausage

The average fat content of catfish sausage ranged from 11.34% to 12.89% (dw). These results are presented in Table 1.

Table 1. Average Fat Content (% dw) of Catfish Smoked Sausage with differences in Liquid Smoke Concentration and Immersion Duration

Liquid smoke concentration (%)	Duration of immersion (minutes)	Average fat content (% dw)
15	15	11.37 ± 0.89
	30	12.22 ± 0.73
	45	11.34 ± 0.43
20	15	11.78 ± 0.82
	30	12.32 ± 0.61
	45	12.89 ± 0.39
25	15	11.61 ± 0.94
	30	12.85 ± 0.37
	45	12.12 ± 0.60

Note : Each data is an average of 3 replications ± standard deviation

3.2 Protein Content of African Catfish Smoked Sausage

The average protein content of smoked catfish sausage ranged from 42,96% to 43.88% (dw) which is presented in Table 2.

Table 2. Average Protein Content (% dw) of Catfish Smoked Sausage with Differences in Liquid Smoke Concentration and Immersion Duration

Liquid smoke concentration (%)	Duration of immersion (minutes)	Average protein content (% dw)
15	15	43.88 ± 0.39
	30	43.56 ± 0.61
	45	42.96 ± 0.48
20	15	43.26 ± 0.30
	30	43.87 ± 0.34
	45	43.34 ± 0.47
25	15	43.35 ± 0.47
	30	43.45 ± 0.45
	45	43.67 ± 0.68

Note : Each data is an average of 3 replications ± standard deviation

3.3 Phenol Content of African Catfish Smoked Sausage

Phenol compounds results are presented in Table 3.

Table 3. Average Phenol Levels (ppm) of Catfish Smoked Sausage with Differences in Liquid Smoke Concentration and Immersion Duration

Liquid smoke concentration (%)	Duration of immersion (minutes)	Average phenol content (ppm)	DMRT 1%
15	15	234.92 ^a	0.867-0.985
	30	256.16 ^b	
	45	291.22 ^e	
20	15	273.00 ^c	
	30	294.62 ^f	
	45	347.59 ^h	
25	15	280.81 ^d	
	30	333.95 ^g	
	45	368.81 ⁱ	

Note: Values accompanied by different notations show a significant difference in 1% DMRT (0.867-0.985)

3.4 Best Treatment Based on the Effectiveness Index

Total value of the best treatment determination from different concentrations of liquid smoke and immersion time are presented in Table 4.

Table 4. Total Value of the Best Treatment Determination

Treatment		Result value
Liquid smoke	Duration of immersion	

concentration (%)	(minute)	
15	15	0,47
	30	0,34
	45	0,66 ²
20	15	0,54 ³
	30	0,67 ¹
	45	0,53
25	15	0,47
	30	0,43
	45	0,48

The data in Table 4. shows that the best treatment combination was obtained from the treatment of 20% liquid smoke concentration and 30 minutes of immersion.

3.5 Component Analysis of Catfish Smoked Sausage Using GC-MS

African catfish sausages which were treated with different concentrations of liquid smoke and immersion duration were sought for the best treatment. The results of the best treatment (liquid smoke 20%, immersion 30 minute) components were identified using GC-MS, as well as African catfish sausages that were not smoked were also analyzed for their components as a comparison. The GC chromatogram results of smokeless sausage (control) and smoked sausage with the best treatment are presented in Fig. 1. Meanwhile, the results of Mass Spectrum (MS) of the dominant compound in smokeless sausage and smoked sausage with the best treatment are presented in Fig. 2 and Fig. 3.

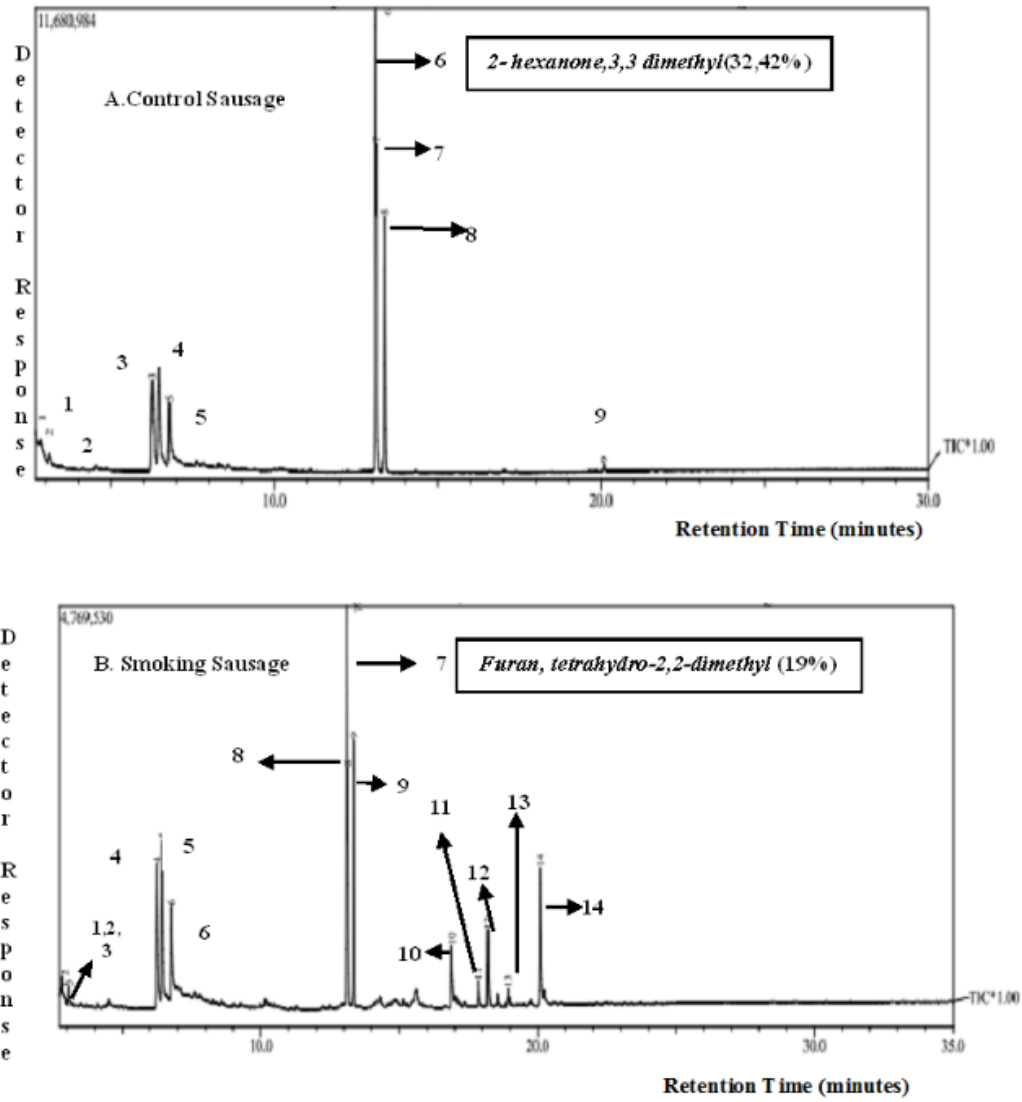


Fig. 1. GC-MS Chromatogram of Smokeless Sausage (Control) and The Best Treated Smoked Sausage. A= Control Sausage; B= Smoking Sausage




Fig. 2. Mass Spectrum 2-hexanone, 3,3 dimethyl (peak 6) as the dominant compound in smokeless sausage




Fig. 3. Mass Spectrum Furan, Tetrahydro-2,2-dimethyl (peak 7) as the Dominant Compound in the Best Treated Smoked Sausage

The most dominant compounds from smokeless sausages (control) can be seen in Table 5.

Table 5. Compound Composition of Smokeless Catfish Sausage (Control) Using GC-MS

No	Retenti on Time	Molecu- lar Formula	Mole- cular Weig ht	IUPAC Name	Group Compound	Relative Concentra tion (%)
1	2.843	C ₈ H ₁₆	112	Cyclohexane, 1,4-dimethyl-, cis-4-dimethylcyclohexane	carbonyl	0.51
2	3.118	C ₉ H ₁₈	126	Cyclopentane, 1-methyl-3-(1-methylethyl)	Ketones	0.82
3	6.266	C ₆ H ₁₄ O	102	2-butanol,2,3-dimethyl	Alcohol	10.79
4	6.463	C ₆ H ₁₄ O	102	2-pentanol, 2-methyl	Alcohol	11.92
5	6.786	C ₆ H ₁₄ O	102	3-methyl-3-pentanol	Alcohol	7.36
6	13.089	C₈H₁₆O	128	2-hexanone, 3,3 dimethyl	Ketones	32.42
7	13.131	C ₅ H ₈ O ₂	100	Acetic acid, 2-propyl ester	Acid	18.39
8	13.368	C ₆ H ₁₂ O	100	2-pentanone, 3-methyl-	Ketones	17.25
9	20.090	C ₁₅ H ₂₆ O	222	patchouli alcohol,	Terpene	0.54

The compounds identified in the best treatment of smoked sausages can be seen in Table 6.

Table 6. Composition of Smoked Sausage Compound with the Best Treatment

No	Retention Time	Molecular Formula	Molecular Weight	IUPAC Name	Group Compound	Relative Concentration (%)
1	2.750	C ₈ H ₁₆		Cyclohexane, 1,2-dimethyl-, trans-	Carbonyl	0.37
2	2.809	C ₈ H ₁₆		Cyclohexane, 1,4-dimethyl-, cis-	Carbonyl	1.23
3	3.077	C ₉ H ₁₈		Cyclopentane, 1-methyl-3(1-methylethyl)	Carbonyl	1.06
4	6.234	C ₆ H ₁₄ O		2-butanol, 2,3-dimethyl	Alcohol	12.87
5	6.432	C ₆ H ₁₄ O		2-pentanol, 2-methyl-	Alcohol	13.50
6	6.757	C ₆ H ₁₄ O		3-methyl-3 pentanol	Alcohol	7.77
7	13.082	C₆H₁₂O		Furan, tetrahydro-2,2-dimethyl-	Furan	19.00
8	13.124	C ₅ H ₁₀ O		2-butanone, 3-methyl-	Ketones	9.98
9	13.360	C ₆ H ₁₂ O		2-pentanone, 3-methyl-2-pentanone	Ketones	12.89
10	16.895	C ₇ H ₈ O ₂		Phenol, 2-methoxy-	Phenol	4.45
11	17.851	C ₈ H ₁₀ O ₂		Benzene, 1,4-dimethoxy-	Alkyl aryl ether	1.73
12	18.204	C ₆ H ₆ O		Phenol, benzenol, oxybenzene	Phenol	5.05
13	18.925	C ₈ H ₁₀ O		Phenol, 2,3-dimethyl-	Phenol	0.94
14	20.084	C ₁₅ H ₂₆ O		Patchouli alcohol	Terpene	9.16

3.6 Catfish Sausage Microstructure

The samples of African catfish sausages that were observed for microstructures included: smokeless African catfish sausages, smoked sausages with the best treatment, and certain commercial smoked fish sausages. Commercial smoked fish sausage was used as a comparison. The three samples were then analyzed for moisture content, A_w value, and texture values using a penetrometer. The analysis results of the three samples including water content, A_w value, and texture value using a penetrometer are presented in Table 7.

Table 7. Analysis of Moisture Content, A_w Value, and Fish Sausage Texture

No	Sample type	Moisture content (%)	A_w Value	Texture (mm/g.dtk)
1	Smokeless sausage	62.59 ± 0.29	0.85 ± 0.04	2.65 ± 0.07
2	The best treatment (20% for 30')	62.56 ± 0.02	0.83 ± 0.02	2.35 ± 0.07
3	Commercial smoked sausage	67.86 ± 0.54	0.88 ± 0.03	2.95 ± 0.07

Results of Observations of the microstructure of African catfish sausage and commercial smoked fish sausage are presented in Figure 4.




Fig. 4. Microstructure of African catfish sausage (SEM: 2500X magnification). A. Smokeless sausage (control); B. Liquid smoked sausage (20% for 30'); C. certain commercial smoked fish sausage. (M= Myofibrils; FG=Fat Globules)

4 Discussion

4.1 Fat Content of African Catfish Smoked Sausage

The results of the analysis of variance show that the treatment of liquid smoke concentration and immersion duration did not have a significant effect on sausage fat content with Duncan's test ($\alpha = 0.05$). The data in Table 1 shows the average results of varying fat content. Based on the results above, the differences in concentration of liquid smoke and immersion duration do not impact the fat content of smoked catfish sausage.

According to [6], fat is organic compound that is insoluble in water, but soluble in non-polar organic solvents. As a result, the concentration of liquid smoke and immersion duration did not affect the fat content of sausages, because the liquid smoke compounds could not dissolve non-polar fat. The fat content of smoked sausages was not extremely different [25], which found that the fat content of African catfish sausages was in the range of 12.08 – 15.94% dw.

The fat content in raw material obtained was 4.22%, then after being processed into sausages, the fat content increased. This is probably due to the impact of steaming and oven during processing. The heating treatment will reduce the water content, thereby increasing the fat and protein content. The maximum fat content of sausages based on SNI (Indonesian

national standard) 01-3820-1995 is 25%, so the fat content of smoked African catfish sausages from this study still meets SNI standards.

4.2 Protein Content of African Catfish Smoked Sausage

The results of ANOVA show that the treatment of liquid smoke concentration and immersion duration on the protein content of African catfish sausage did not have a significant effect among the treatments by Duncan's test ($\alpha = 0.05$) which is presented in Table 2.

Table 2 shows that the results of the average protein content differ. This means that differences in the concentration of liquid smoke and immersion duration do not affect the protein content of smoked catfish sausage. The dominant compound in African catfish smoked sausage is a phenol which is polar, as well as sausage protein. However, the compact shape of the sausage makes it difficult for liquid smoke to penetrate the protein in the sausage.

Protein content of African catfish meat initially ranged from $16.55 \pm 0.02\%$. After being processed into sausage, the protein content increased in the range of 42.96 - 43.88%. This condition may be caused, among others, by the addition of ingredients such as skim milk that can increase protein levels. According to [7], skim milk is one of the binders whose protein content is approximately 35%. Another factor that can affect the increase in protein content is the effect of heat obtained at the time of steaming and heating in the oven during processing which will reduce the water content, thereby increasing the protein concentration.

Based on [5], increased protein content of processed products compared to fresh products is due to the decrease in water content during the cooking process which can increase the protein content of processed products. Heating with high temperatures will cause higher water loss, so that it will increase the amount of fat, carbohydrates, and protein [26]. The results of protein content of smoked African catfish sausages in this study still meet the quality standards determined by SNI 01-3820-1995, which is 13% (the minimum limit of protein content in sausages).

4.3 Phenol Content of African Catfish Smoked Sausage

Phenol compounds are predominant in smoked products because they play a role in contributing to the specific aroma and taste of smoked products [14]. This phenol analysis aimed to determine the number of phenolic compounds attached to smoked sausages. The average phenol content ranged from 234.92 to 366.81 ppm or equivalent to 0.023-0.037%. The results of ANOVA show that the treatment of liquid smoke concentration and immersion duration, as well as their correlations, has a very significant effect by Duncan's test ($\alpha=0.01$).

Based on Table 3, the increase in the concentration of liquid smoke and immersion duration has a significant difference ($\alpha=0.01$) with an increase in phenol content. This means that the concentration of liquid smoke increases and the longer the sausage is immersed in liquid smoke increasing the phenol content of smoked sausage. Most of the compounds identified in the smoke component include phenol derivatives, acids, aldehydes, ketones, alcohol derivatives, and alkyl aryl ethers. Phenol levels will increase as the concentration of liquid smoke increases. The presence of phenolic compounds in liquid smoke provides antioxidant properties to the fat fraction in the smoked product. Determination of the best treatment was obtained from the total value of results at a concentration of 20% and 30 minutes of immersion with a score of 0.67.

Phenol levels of smoked sausages in this study ranged from 234.92 to 366.81 ppm, not considerably different from the results of [26] research on beef sausage smoked using sawdust wood, which was 0.03% or equivalent to 300 ppm. According to [27], the main factors that determine the phenol content in smoked products are the smoking temperature, the concentration of liquid smoke added and the smoking agent. The smoking material is directly related to the type of material consisting of hard wood or combustible materials, namely cellulose, hemicellulose, lignin, protein, and mineral compounds that can affect the presence of smoke chemical compounds.

4.4 Best Treatment of African Catfish Smoked Sausage

Determination of the best treatment was carried out using the effectiveness index method (Susriani, 2005). Total value from different concentrations of liquid smoke and immersion time are presented in Table 4. The result shows that the best treatment combination was obtained from the treatment of 20% liquid smoke concentration and 30 minutes of immersion.

4.5 Component Analysis of Catfish Smoked Sausage Using GC-MS

The chromatogram of smokeless sausage (Figure 1A) showed that there were nine detectable peaks. Comparing the mass spectra (chromatogram) of the peak with the spectra from the literature search was done to identify the compounds. The selected compounds are that have the highest SI (Similarity Index), with the assumption that these compounds have a large resemblance to the compounds present in smokeless sausages.

Table 5 shows that in smokeless sausages there are 9 compounds that can be classified into: acids, alcohols, ketones, carbonyls, and terpenes. The most dominant compound in smokeless sausage was 2-hexanone, 3,3 dimethyl at peak number 6 with a relative concentration of 32.42%. This compound is a ketone group. Ketones are classified as organic compounds containing a carbonyl group. A ketone has two alkyl groups attached to the carbonyl carbon. This ketone compound is a trigger for the oxidation process in fats [28]. The results of fat oxidation will produce peroxide, aldehyde, and ketone compounds. Smokeless sausage had a higher rate of increase in peroxide value and TBARS than the best treated smoked sausages [5].

Table 6 shows that the best treatment of smoked sausage contained 14 compounds that could be classified into: carbonyl, alkyl aryl ether, alcohol, ketone, phenol, furan, and terpene (patchouli alcohol). The dominant compound is Furan, tetrahydro-2,2-dimethyl- with a relative concentration of 19%. Furan is also known as furfuran and furana is a kind of heterocyclic chemical compound. These compounds are generally derived from the thermal decomposition of wood-containing materials, are highly volatile and have boiling points close to room temperature. Several compounds contained in liquid smoke appear in smoked sausages, namely: alkyl aryl ethers, alcohols, phenols, ketones, and aldehydes. The phenol group compounds identified in the smoked sausages were the best treatment, namely Phenol, benzenol, oxybenzene; Phenol, 2-methoxy; -Phenol, 2,3-dimethyl- with a total relative concentration of 10.44%. These phenol groups were detected in smoked sausages, but not in smokeless sausages. This is probably due to the phenolic compounds in the liquid smoke penetrating into the smoked sausage. The ketone compounds in sausages without smoking were 50.49% reduced to 23.93% after the sausages were smoked. The decrease of ketones is probably due to the fat oxidation process in sausages. According to Kotalowska (2003) [29] the results of fat oxidation will produce peroxide compounds, aldehydes and ketones, so that the smoked sausage tends to be less due to the presence of antioxidants in the smoke which can inhibit the oxidation process.

4.6 Catfish Sausage Microstructure

Table 7 shows the range of moisture content, A_w and texture of the three sausage samples examined for microstructure. The moisture content of commercial smoked sausage is 67.86%, the value is greater than the moisture content of smokeless sausage and smoked sausage. While the moisture content of different trademarks in markets according to [30] Kodra, (2020) shows a range of 40 to 70%.

Texture value indicates the level of hardness of the product. The lower the texture value, the harder the product texture. This is because during cooking will occur a gelatinization process that affects the texture of the product. According to [31], when heated, meat protein will shrink, and starch molecules fill the cavities between protein threads. The formation of bonds between starch molecules and protein molecules can strengthen the texture.

The highest texture value was obtained in commercial smoked sausage, namely 2.95 mm/g.s. This means that the texture of commercial smoked sausage is the softest among other samples. The A_w values in the three samples showed a range of 0.85-0.88. The lowest A_w levels were obtained from smokeless sausage samples, while the highest A_w was in commercial smoked sausages. The water content is closely related to the A_w value. The higher the water content, the higher the A_w level.

Fig. 4 shows the microstructure of the three sausage samples in detail using a magnification of 2,500 times. Myosin threads are present in all forms of sausage microstructure due to damage to fish meat tissue cells because of mashing, hence, their integrity is damaged due to the opening of the sarcolemma from myofibrils. In sausages, there are long threads called fibrils. The fibrils contained in the sausage microstructure cause free water in the sausage to flow and wet the surfaces so that the sausage texture becomes soft and easily crushed.

The effect of smoking treatment during the study can be seen in the globules formed. Sausage microstructure globules in Figures 4B and 4C, namely the liquid smoking treatment of 20% immersion for 30 minutes, and commercial sausage, have a smoother structure and more evenly distributed myofibril threads compared to Figure 4A, which is smokeless sausage. This is probably due to the presence of terpene compounds (patchouli alcohol) in smoked sausages.

The results of the GC-MS analysis showed that the terpene compound (patchouli alcohol) in smoked sausage was greater than that of smokeless sausage, which was 9.16%. According to [32], terpenoids compounds have oil-soluble properties (lipophiles). These properties cause the terpene compounds to sneak in between the cavities of the fat globules, so that the structure looks smoother and flatter. The quality of sausage products depends on the matrix formed, especially the ratio of fat and protein [33, 34]. In the commercial smoked fish sausage (Fig. 4C), fat globules are seen which are quite large compared to the fat globules of smoked sausages from this study. This may be due to the different types of fish used, the composition of the binder and filler, and the different processing methods. In general, the sausages from this study have microstructures with smaller and finer globules than commercial smoked sausages. The diffusion of smoke components into the material depends on the thickness of the material, the concentration of liquid smoke used and the immersion duration.

5 Conclusion

The results of the characterization of the physical and chemical structures of African catfish smoked sausage with liquid smoke showed significantly different results. The physical structure was showed from the microstructure, the myofibrils were get denser and smoother

with droplets of liquid smoke (20% concentration; 30 minutes). While the chemical structure was showed from the phenol content which increases at a concentration of 20%; the duration of immersion 30 minutes; average phenol 294.62 ppm and 1% DMRT.

References

- [1] Directorate-General for Aquaculture (DJPB), "Strategic Plan of the Directorate General of Aquaculture 2020-2024," 272, pp. 104 (2020)
- [2] D. R. U. S. Rahayu, A. S. Piranti, and I. Sihwaningrum, "Diversification of Processed Catfish Products in Kaliwangi Village, Purwojati District, Banyumas Regency," *Dinamika. J.* **1**, 1, pp. 54–61 (2019)
- [3] I. Zuraida, R. Hasbullah, Sukarno, S. Budijanto, S. Prabawati, and Setiadjit, "Antibacterial Activity of Liquid Smoke and Its Applications of Fishball Preservation," *J.* **14**, 1, pp. 41–49 (2009)
- [4] Siswanti, H. Herawati, and Rahmayuni, "Study Utilization of Dumbo Catfish (*Clarias gariepinus*) and Bamboo Shoots (*Dendrocalamus asper*) in Making Sausage," *Japanese J. Allergol.* **44**,. 8, pp. 821–822 (1995)
- [5] A. K. Nisa and A. K. Wardani, "The Effect of Smoking Time and Fermentation on The Fermented Sausage Catfish (*Clarias gariepinus*) Quality," **4**, 1, pp. 367–376 (2016)
- [6] Y. Ibrahim, I. K. Suwetja, and F. Mentang, "Fatty acid profile of mixed tuna (*Euthynnus* spp.) oil and catfish (*Clarias* sp.) oil in different combinations," *Aquat. Sci. Manag.* **4**, 1, p. 28 (2016)
- [7] M. Srimati, C. M. Kusharto, I. Tanziha, and S. H. Suseno, "Consumption of Catfish (*Clarias gariepinus*) Oil Containing Omega 3 Improves Low-Density Lipoprotein (LDL) and Total Cholesterol in the Elderly," *J. Gizi dan Pangan* **12**, 2, pp. 117–122 (2017)
- [8] N. Montazeri, A. C. M. Oliveira, B. H. Himelbloom, M. B. Leigh, and C. A. Crapo, "Chemical characterization of commercial liquid smoke products," *J. Food Sci. Nutr.* **1**, 1, pp. 102–115 (2013)
- [9] T. Pasaribu and E. Wina, "Comparison of the Three Types of Liquid Smoke Activity Against Microbial Growth In Vitro," (National Seminar Proceedings TPV, Semarang, pp. 679–685, 2017)
- [10] M. D. C. Surboyo, I. Arundina, R. P. Rahayu, D. Mansur, and T. Bramantoro, "Potential of Distilled Liquid Smoke Derived from Coconut (*Cocos nucifera* L) Shell for Traumatic Ulcer Healing in Diabetic Rats," *Eur. J. Dent.* **13**, 2, pp. 271–279 (2019)
- [11] S. Saloko, P. Darmadji, B. Setiaji, and Y. Pranoto, "Antioxidative and antimicrobial activities of liquid smoke nanocapsules using chitosan and maltodextrin and its application on tuna fish preservation," *J. Food Biosci.* **7**, September, pp. 71–79 (2014)
- [12] A. C. Imaniar, I. L. Vidyahayati, G. Wibisono, V. R. Ciptaningtyas, and G. Pulpa, "Pengaruh Pemberian Asap Cair Pada Berbagai Konsentrasi Terhadap Pertumbuhan Enterococcus Faecalis Penyebab Gangren Pulpa," *Diponegoro Med. J. (Jurnal Kedokt. Diponegoro).* **7**, 2, pp. 424–432 (2018)
- [13] N. Vieco-saiz, Y. Belguesmia, R. Raspoet, and E. Auclair, "Benefits and Inputs From Lactic Acid Bacteria and Their Bacteriocins as Alternatives to Antibiotic Growth Promoters During Food-Animal Production," **10**, February, pp. 1–17 (2019)
- [14] P. Visciano, M. Perugini, M. Amorena, and A. Ianieri, "Polycyclic Aromatic Hydrocarbons in Fresh and Cold-Smoked Atlantic Salmon Fillets," **69**, 5, pp. 1134–

- 1138 (2006)
- [15] S. Barbut, "Texture analysis," *J. Sens. Anal. Foods Anim. Orig.* no. February 1998, pp. 121–130 (2010)
- [16] S. R. Nayak, R. Padhy, and J. Mishra, "Texture analysis methods: A brief review," *J. Adv. Res. Dyn. Control Syst.* **9**, 11, pp. 46–52 (2017)
- [17] I. Matulyte, M. Marksa, L. Ivanauskas, Z. Kalvenien e, R. Lazauskas, and J. Bernatoniene, "GC-MS analysis of the composition of the extracts and essential Oil from *Myristica fragrans* Seeds Using Magnesium Aluminometasilicate as Excipient," *J. Molecules.* **24**, 6, pp. 2–13 (2019)
- [18] C. C. Les and A. Marsol, "*Gas chromatography-mass spectrometry for the analysis of metabolomic compounds in agrifood products.* New methods and applications, (Alexis Marsol, 2017)
- [19] K. Sirivibulkovit, S. Nouanthavong, and Y. Sameenoi, "Paper-based DPPH assay for antioxidant activity analysis," *Anal. Sci.* **34**, 7, pp. 795–800 (2018)
- [20] L. Leaves, "Antioxidant Activity by DPPH Radical Scavenging Method of *Ageratum conyzoides*," *Orient.* **1**, 4, pp. 244–249 (2014)
- [21] M. A. Adam, M. Maftuch, and H. Hardoko, "Aktivitas Antibakteri Ekstrak Fenol *Gracillaria verrucosa* terhadap Bakteri *Aeromonas salmonicida* secara in vitro," *Nat. B.* **2**, 1, pp. 1–2 (2013)
- [22] AOAC, "*Official Methods of Analysis of AOAC International*," (AOAC, February, p. 3172, 2005)
- [23] M. A. Adam, M. Maftuch, Y. Kilawati, and Y. Risjani, "The effect of cadmium exposure on the cytoskeleton and morphology of the gill chloride cells in juvenile mosquito fish (*Gambusia affinis*)," *Egypt. J. Aquat. Res.* **45**, 4, pp. 337–343 (2019)
- [24] K. Mittendorf, L. Hollosi, E. Ates, K. Bousova, "*Determination of Polycyclic Aromatic Hydrocarbons (PAHs) and Aliphatic Hydrocarbons in Fish by GC-MS/MS*, (Thermo Scientific, USA, 2010)
- [25] M. U. Effiong and C. A. Yaro, "Fatty acid composition of fillets of african catfish, *clarias gariepinus* fed with various oil-based diets," *Aquac. Stud.* **20**, 1, pp. 29–35 (2020)
- [26] F. Swastawati, T. Surti, T. Agustini, and P. Riyadi, "Benzo (a) Pyrene Potential Analysis on Smoked Fish (Case Study Traditional Method and Smoking Kiln)," *1st Int. Symp. Aquat. Prod. Process.* **2013**, 1 (2015)
- [27] R. Eisler, "Polycyclic Aromatic Hydrocarbon Hazards to Fish, Wildlife and Ivertebrates : A Synoptic Review," **85**, 11, pp. 1–55 (1987)
- [28] J. E. Ross, N. E. Scangarella-Oman, R. K. Flamm, and R. N. Jones, "Determination of disk diffusion and MIC quality control guidelines for GSK2140944, a novel bacterial type II topoisomerase inhibitor antimicrobial agent," *J. Clin. Microbiol.* **52**, 7, pp. 2629–2632 (2014)
- [29] Kolalowska, Kolalowska A. "*Lipid Oxidation In Food Systems*," CRC Press. Washington DC (2003)
- [30] Kodra, M, Ariola D, Dhurata F, Merita S, Edlira S, " Evaluation of Total Protein and Moisture Content in Processed Meat (Sausages) of Tirana Markets," *J. Hygienic Engineering and Design.* Original scientific paper UDC 637.523.045(496.5) (2020)
- [31] S. Basak, G. F. Şengör, and F. T. Karakoç, "İki Farklı Fume Balıkta Örnek Olay İncelemesi İçin HPLC Prosedür Kullanımıyla Potansiyel Kanserojen PAH Tespiti: İstanbul / Türkiye," *Turkish J. Fish. Aquat. Sci.* **10**, 3, pp. 351–355 (2010)
- [32] D. A. Dipowaseso, N. Nurwantoro, and A. Hintono, "Karakteristik fisik dan daya oles selai kolang-kaling yang dibuat melalui subsitusi pektin dengan Modified Cassava Flour (MOCAF) sebagai bahan pengental," *J. Teknol. Pangan.* **2**, 1, pp. 1–

7 (2018)

- [33] I. Mulyawanti, S. I. Kailaku, A. N. A. Syah, and Risfaheri, "Chemical identification of coconut shell liquid smoke," IOP Conf. Ser. Earth Environ. Sci. **309**, 1 (2019)
- [34] E. Ernawati, "Pengaruh Perlakuan Asap Cair terhadap Sifat Sensoris dan Mikrostruktur Sosis Asap Ikan Lele Dumbo (*Clarias gariepinus*)," J. Kelaut. Indones. J. Mar. Sci. Technol. **8**, 2, pp. 52–59 (2015)

6%

SIMILARITY INDEX

3%

INTERNET SOURCES

5%

PUBLICATIONS

%

STUDENT PAPERS

PRIMARY SOURCES

1	www.sphinxsai.com Internet Source	1%
2	E Sari, U Khatab, Burmawi, E D Rahman, F Afriza, A Maulidita, V Desti. "Production of Liquid Smoke From the Process of Carbonization of Durian Skin Biomass, Coconut Shell and Palm Shell for Preservation of Tilapia Fish", IOP Conference Series: Materials Science and Engineering, 2019 Publication	1%
3	Ima Wijayanti, F Swastawati, Ambariyanto, B Cahyono, D Chilmawati. "Application of filtration and re-distillation of liquid smoke as flavouring agent on texture, proximate and sensory characteristics of milkfish (<i>Chanos chanos</i>) fishballs", African Journal of Food, Agriculture, Nutrition and Development, 2020 Publication	1%
4	journal.ugm.ac.id Internet Source	1%
5	patents.google.com Internet Source	<1%
6	Sri Harti, Ashri Indriati, Savitri Dyah. "Utilization of Liquid Smoke from Cocoa pod husk (<i>Theobroma cocoa L</i>) for Germination of Red Seed (<i>Capsicum annum L</i>)", Asian Journal of Applied Sciences, 2020 Publication	<1%

7	<p>Andi Aladin, Setyawati Yani, Basri Modding, Lastri Wiyani. "Pyrolysis Of Corncob Waste To Produce Liquid Smoke", IOP Conference Series: Earth and Environmental Science, 2018</p> <p>Publication</p>	<1 %
8	<p>Hera Desvita, Muhammad Faisal, Mahidin, Suhendrayatna. "Preservation of meatballs with edible coating of chitosan dissolved in rice hull-based liquid smoke", Heliyon, 2020</p> <p>Publication</p>	<1 %
9	<p>docplayer.net</p> <p>Internet Source</p>	<1 %
10	<p>Jody M. Lingbeck, Paola Cordero, Corliss A. O'Bryan, Michael G. Johnson, Steven C. Ricke, Philip G. Crandall. "Functionality of liquid smoke as an all-natural antimicrobial in food preservation", Meat Science, 2014</p> <p>Publication</p>	<1 %
11	<p>A K Wati, S D Widyawati, W P S Suprayogi, J Riyanto. "The meat chemical quality of lamb's longissimus dorsi muscles with addition of saponified animal and vegetable oil in the ration", IOP Conference Series: Earth and Environmental Science, 2019</p> <p>Publication</p>	<1 %
12	<p>lppm.ibrahimy.ac.id</p> <p>Internet Source</p>	<1 %
13	<p>R A Leviyani, R A Kurniasih, F Swastawati. "Application of Liquid Smoke for ", IOP Conference Series: Earth and Environmental Science, 2019</p> <p>Publication</p>	<1 %
14	<p>semspub.epa.gov</p> <p>Internet Source</p>	<1 %

15

Internet Source

<1 %

16

Theresia Indah Budhy, Ira Arundina, Meircurius Dwi Condro Surboyo, Anisa Nur Halimah. "The Effects of Rice Husk Liquid Smoke in Porphyromonas gingivalis-Induced Periodontitis", European Journal of Dentistry, 2021

Publication

<1 %

17

www.scielo.br

Internet Source

<1 %

18

ejournal.itats.ac.id

Internet Source

<1 %

19

Ren, B.. "Novel atom-type AI indices for QSPR studies of alcohols", Computers and Chemistry, 200202

Publication

<1 %

Exclude quotes On

Exclude matches Off

Exclude bibliography On

PHT-01

GRADEMARK REPORT

FINAL GRADE

/0

GENERAL COMMENTS

Instructor

PAGE 1

PAGE 2

PAGE 3

PAGE 4

PAGE 5

PAGE 6

PAGE 7

PAGE 8

PAGE 9

PAGE 10

PAGE 11

PAGE 12

PAGE 13

PAGE 14

PAGE 15

PAGE 16
